

ZEN TILES

Kilmere Basalt Tumbled Tile

Range Description

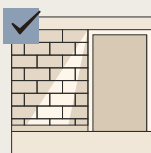
Cool calm. Textured clarity. Kilmere Basalt reveals a soft matt finish with cool, balanced tones and a delicate texture. It offers a sense of clarity and quiet strength, anchoring interiors with a composed presence. Kilmere Basalt complements concrete surfaces, brushed metals, and deep, textured fabrics. Its cool, balanced tones bring quiet strength without starkness - ideal for modern, grounded interiors. Use it to anchor open-plan spaces or connect indoor with outdoor environments. Let form speak softly. Keep contrasts thoughtful. Add depth, not distraction.



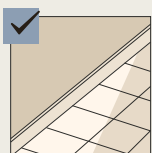
RANGE DETAILS		POPERTIES	TECHNICAL DATA	TECHNICAL SPECIFICATION
Material		Porcelain	Slip Resistance	R10
Finish		Matt	Water Absorption	Ev<= 0,5%
Thickness		8.7mm	Breaking Strength	>=1300 N
Tile Width		30cm	Resistance to Staining	Class 3
Tile Length		60cm	Frost Resistance	Yes
Pack Coverage		1.23m ²		
Tiles Per Pack		7		
Country of Origin		Spain		
Rectified Edge?		No		

INSTALLATION GUIDANCE		PROPERTIES
Underlay Required?		No
Expansion Gap		3mm
Suitable For Underfloor Heating?		Yes
Installation Suitability		Floor & Wall

ROOM SUITABILITY



WALLS



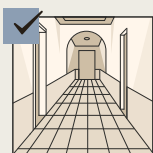
FLOORS



BATHROOM



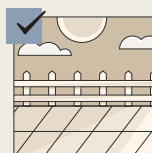
KITCHEN



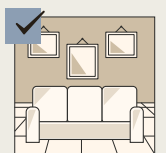
HALLWAY



SUMMER HOUSE



OUTDOORS



LIVING ROOM