

# ZEN TILES

## Dawn Alabaster Cement

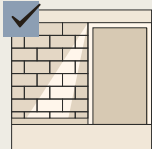
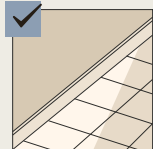


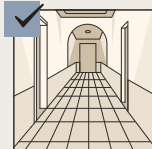
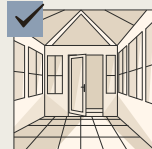
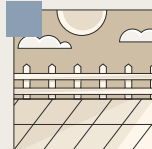
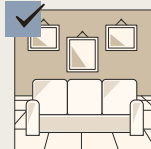
### Range Description

Light, without sharpness. Alabaster Cement brings a pale, silvery tone with a soft matt finish that diffuses light gently across the surface. The effect is bright, but never stark-clean and quiet, with a sense of openness that feels effortless. Alabaster Cement is a natural choice for minimalist spaces. Pair with whitewashed woods, soft linen textures, and cool neutrals to create a space that feels light and uncluttered. Ideal for bathrooms, kitchens, and open-plan living where brightness is needed, but stillness is key.



Range Details		Poperties	Technical Data	Technical Specification
Material		Porcelain	Slip Resistance	R9
Finish		Matt	Water Absorption	<0.5%
Thickness		9.5mm	Breaking Strength	>=1300N
Tile Width		30cm	Resistance to Staining	Class 5
Tile Length		60cm	Frost Resistance	Yes
Pack Coverage		1.44m <sup>2</sup>		
Tiles Per Pack		8		
Country of Origin		Spain		
Rectified Edge?		No		

Installation Guidance		Properties
Underlay Required?		No
Expansion Gap		6mm
Suitable For Underfloor Heating?		Yes
Installation Suitability		Floor & Wall

Room Suitability							
							
WALLS	FLOORS	BATHROOM	KITCHEN	HALLWAY	SUMMER HOUSE	OUTDOORS	LIVING ROOM